

Rinnai

Infinity B

Continuous Flow Hot Water



Infinity B Continuous Flow Hot Water



Our Story

Rinnai revolutionised the Australian hot water market in the early 1990s when we launched the first electronically controlled gas continuous flow hot water system. Appropriately named, the Rinnai Infinity delivered a new user experience of steady and continuous, temperature controlled hot water.

Our latest Infinity products offer you unparalleled performance, user comfort, energy efficiency and water conservation features to help further reduce your household running cost.

Rinnai Continuous Flow hot water products have also been designed and engineered to withstand tough Australian conditions whilst never running out of hot water. This, coupled with great reliability, makes the Rinnai Infinity B the obvious choice for your hot water needs.

We're at your service

The National Customer Care Centre provides first class service and maintenance of your system, ensuring it's running at its highest efficiency - so you can enjoy the Rinnai experience for many years to come.

Operating 5 days a week
(Monday to Friday)

13 43 73



Market Leading Warranty

Our commitment to producing exceptionally engineered, high quality products is supported by our market leading warranty offering and ensures your ultimate protection and peace of mind.

For Infinity B models the standard product warranty is 12 years for Heat Exchangers and 3 years parts and labour. Rinnai is now offering the option of extending the warranty on the Heat Exchanger by a further 13 years taking it to a total of 25 years. This is subject to the terms and conditions outlined in the warranty booklet. Visit rinnai.com.au for further information.

Features and Benefits



6 Star Efficiency

Superior 6-star efficiency for lower ongoing running costs.



Tough

Improved resistance to corrosion and anti-frost protection down to -20°C.



Safety

50°C compliant models available. This is adjustable to achieve a true 50°C at the point of use.[#]



Connectability

Quicker commissioning and installation.



Quality

Market leading quality with Japanese designed components manufactured in Rinnai's own state of the art facility.



Choice

Available in a range of models to suit different home sizes and hot water needs, with capacities including 12L, 16L, 20L and 26L.



Design

Modern design packaged in a slimline case construction.



Stability Temperature

Puretemp™ temperature stability control, provides quick flow and precise outlet water temperatures.



Flow Rate

1.5L/min minimum operating water flow rate.



Environmental

Enhanced Combustion Technology (ECT), ensuring maximum comfort with low flow (WELS) shower heads.




Smart

Enhanced electronic controlled safety monitoring and built in status operation monitor displaying set water temperatures and any system faults.



[#]Adjustable up to 53°C. For 60°C plus installations, a tempering valve in accordance with AS3500.4 is required.

Quality and Reliability



This appliance complies
with AS3498:2009
SAI Global Lic W208



1. Flue Terminal

Made from quality stainless steel, our flue terminal has been cleverly designed to expel burner combustion products whilst trapping heat and diverting it back into the heat exchanger.

2. Gas Burner Assembly

The firepower behind the Infinity B name, our burner designs are the envy of other continuous flow products. Being compact and minimal in design they play an important role in achieving our high levels of performance whilst reducing the weight of the overall product. These assemblies are also engineered and built in our state of the art manufacturing facilities.

3. Heat Exchanger

Over 30 Years in the making and the heartbeat of the Rinnai Infinity B, our Heat Exchangers are made from premium materials and engineered to perform and last.

4. Hot Water Connection

Made from a high quality brass material, our hot water outlets use multiple measurement points to ensure precision water temperature and safe delivery.

5. Cold Water Connection

Fast and accurate water flow control guarantees you get optimum hot water comfort at your required temperature.

6. Durable Case

Tough enough to withstand the harshest Australian conditions. Our powder coated case exteriors are built to last.

7. Gas Control Valve

Engineered and manufactured in our state of the art facility, Rinnai's gas valve uses multiple safe-guards to ensure the right amount of gas is delivered to the burners thus ensuring unparalleled performance and energy efficiency.

8. Combustion Fan

Steel construction and balanced fins ensure sustained performance, low dB operation and product longevity. Other products use inferior plastic drums and fins which severely limit product performance and life expectancy.

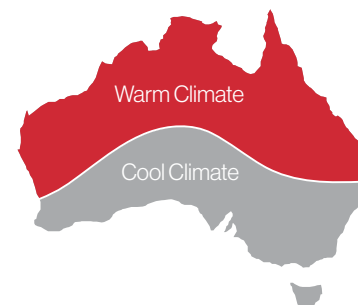
9. PCB Controller

The brains behind the Infinity B product, our in-house designed and manufactured PCBs, perform various safety checks, performance operations, efficiency calculations and commands. The microprocessors are encapsulated in a special epoxy that keeps out moisture and insects and ensures hassle free operation.

10. Infinity B Front Cover

Premium design aesthetic and finished in a durable UV stabilised powder coated finish.

Selecting the Right System for Your Home



Sizing Guide

You can select the right capacity Rinnai Infinity B for your current hot water needs or for future needs as your family and demand for hot water grows.

Applicable Models		Infinity B12	Infinity B16	Infinity B20	Infinity B26	Infinity 28i	Infinity 32
No. of shower outlets*	Warm Climate	1	1	1-2	1-3	1-3	2-4
No. of shower outlets*	Cool Climate	1	1	1	1-2.5	1-2.5	2-3

*Sizing assumes AAA or *3 star outlets. For non WELS rated or WELS rated fixtures with higher flow outlets (AA, A, 2 star or 1 star rated), a larger size appliance or additional appliance may be required to deliver adequate performance. This is a guide only, special site and location factors may affect this. Half a shower outlet refers to a guest shower or powder room that is not used all the time. For more information, consult with your hot water specialist.

Hot Water Operating Cost Comparison

Rinnai Infinity B Continuous Flow systems deliver a superior hot water solution through advanced energy-efficient technology. Compared to traditional storage systems, they offer substantial space savings and eliminate standby heat losses by heating water only on demand. This results in lower long-term operating costs and improved overall system efficiency. The combination of performance, reliability, and cost-effectiveness makes continuous flow the smart choice for modern hot water delivery.

Hot Water System		Annual Energy Cost			
		1 Person (50 Litres per day)*	2 People (90 Litres per day)*	3 People (120 Litres per day)*	4 People (150 Litres per day)*
Continuous Flow Technology	Natural Gas	\$235	\$400	\$530	\$655
4 Star Gas Storage Tanks	Natural Gas	\$445	\$575	\$680	\$780
5 Star Gas Storage Tanks	Natural Gas	\$385	\$510	\$605	\$700

*The above annual energy costs are taken from sustainability Victoria. Refer to: www.sustainability.vic.gov.au/energy-efficiency-and-reducing-emissions/save-energy-in-the-home/water-heating/calculate-water-heating-running-costs

Water Controllers

Rinnai offers a comprehensive range of water controllers for our Infinity B Continuous Flow range that enhances your hot water experience through precision temperature control whilst optimising energy and water use.



Universal

- Temperature display
- Priority transfer button
- Preheat system function (where installed)



Deluxe

- Temperature display and clock
- Priority transfer button
- Preheat system function (where installed)
- Bath fill and shower set function

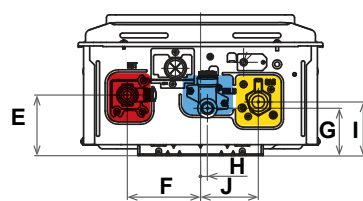
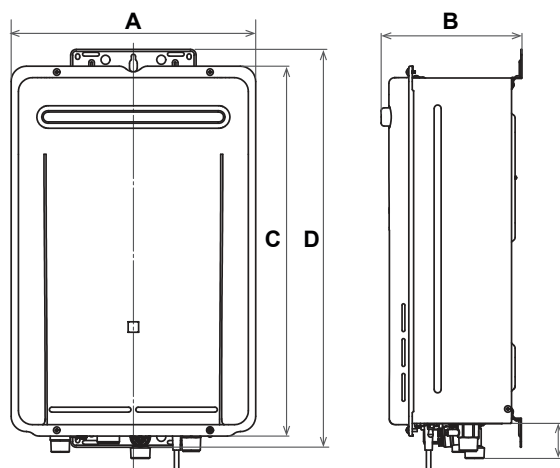


Wireless

The wireless controller has all the features of the Universal Controller but adds an element of portability and ease of retrofitting, both unique to Rinnai. The wireless controller also has a child lock to ensure safety for younger family members.

Technical Information

Infinity B Series



- Hot water outlet
- Cold water outlet
- Gas inlet

Model			Infinity B12	Infinity B16	Infinity B20	Infinity B26	INF28 Internal	INF32
Factory Pre-set Temps °C			50/60	50/60	50/60	50/60	50/60	50/60
Min Operating Water Flow (L/min)			1.5	1.5	1.5	1.5	1.5	1.5
Min Water Pressure (kPa)			120	120	160	200	220	200
			1000	1000	1000	1000	1000	1000
Gas Rate (mj/h)	NG	Min	16	16	20	16	11	20
		Max	92	124	156	199	210	250
	LPG	Min	16	16	20	16	11	20
		Max	92	124	156	199	210	250
Flow Rate (L/Min)	25°C Rise		12	16	20	26	28	32
	20°C Rise		15	20	24	26	35	37
Star Rating			6.2	6.1	6.0	6.0	6.0	6.0
Status Monitor			Yes	Yes	Yes	Yes	Yes	Yes
Electrical Consumption	W		68	68	68	68	120	88
Width (mm)	A		351	351	351	351	357	470
Depth (mm) (inc. brackets)	B		202	202	202	202	245	271
Height (mm)	C		531	531	531	531	583	600
Height (mm) (inc. brackets)	D		571	571	571	571	648	640
Hot Water Outlet (mm) (from wall)	E		87	87	87	87	91	115
Hot Water Outlet (mm) (from centre)	F		105	105	105	105	110	61
Cold Water Inlet (mm) (from wall)	G		68	68	68	68	70	125
Cold Water Inlet (mm) (from centre)	H		10	10	10	10	27*	67
Gas Connection (mm) (from wall)	I		77	77	77	77	99	61
Gas Connection (mm) (from centre)	J		83	83	83	83	89	120
Hot/Cold/Gas Connection Size (mm)			15/15/20	15/15/20	20/20/20	20/20/20	20/20/20	20/20/20
Weight (kg)			13	13	14	15	21	23

*Measurement is from the left of the centre line.

Accessories

ABS Recess Box (SBOX)

Built into the wall the SBOX is manufactured from a tough ABS plastic, the SBOX is light weight, easy to handle, durable and easy to install.



Metal Recess Box (RBOX04LW)

Built into the wall the metal recess box is designed to house and hide the pipework but also create a smooth and clean finish to the installation.



Pipe Cover (PC12W)

Colour matched to enhance the installation by hiding unsightly pipework and complement its existing surroundings.



Flue Diverter (SFD01 / 02 / 03)

Directing the flue gases sideways means your Rinnai Infinity unit may be installed into areas with restricted ventilation like balconies.



Security Bracket (SECBKT)

Secure your investment with a quick and easy to install security bracket.

With our policy of continuous improvement, we reserve the right to change, or discontinue at any time, specifications or designs without notice.
Note: All images contained within this brochure are for illustrative purposes only, the colours and finishes of the products featured are as close to the respective product range as photographic lighting and printing processes allow.

Rinnai Australia Pty Ltd

ABN 74 005 138 769

100 Atlantic Drive,
Keysborough, Victoria 3173

For further information
call 1300 555 545 or visit
rinnai.com.au

TOTAL HOME COMFORT



HOT WATER



HEATING



COOLING

Rinnai