



# HYDROTAP G5 BC20 CLASSIC PLUS CHROME



BOILING

CHILLED

FILTERED

## Order Code H55702Z00AU

Zip HydroTap Classic Plus Boiling, Chilled, Filtered water tap features simple, intuitive controls including continuous flow to fill bottles, Boiling water safety lock, and antimicrobial protection impregnated within the new Classic Plus touch-pad for enhanced hygiene. The water system features a single under bench command centre including full colour interactive touch screen display with pin code protection and customisable settings including 2 boiling water safety modes, 3 energy saving modes including ON/OFF timers and sensor activated 'sleep when it's dark', 'Quiet' mode with automated intelligent fan speed adjustment, antimicrobial protection impregnated into key water paths for enhanced hygiene, 100% water efficient air cooled technology, and 0.2 micron water filtration.



Manufacturing Code H55702Z00AU

Capacity Commercial

Number of people 1-20

Boiling Cups per hour 100

Chilled Cups per hour 75

Tap Zip HydroTap CLASSIC PLUS Tap (Chrome)

Water Pressure Min 170kPa - Max 700kPa

Water Connection 1/2" BSP (G1/2)

Water Supply Requirements Cold

Water Valves Integrated 500kPa Pressure limiting valve and Dual Check Valve

---

|                          |  |
|--------------------------|--|
| <b>Power Rating</b>      | 1.9kW 220-240V 50Hz  |
| <b>Power Supply</b>      | 1 x 10 Amp socket outlet   |
| <b>Dimensions</b>        | W280mm x D478mm x H333mm   |
| <b>Product Approvals</b> | WaterMark, RCM, ARC  |
| <b>Warranty</b>          | 5 years (appliance warranty 36 months plus additional 24 months tank warranty) |

---

## Installation Requirements

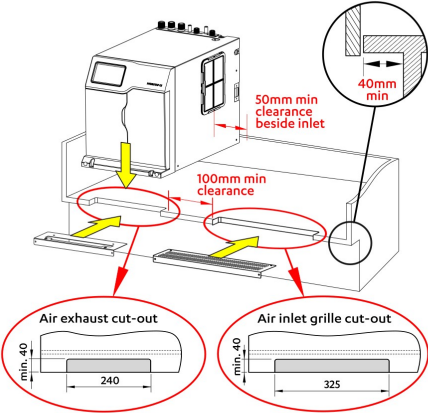
1. Installation and connection of your Zip HydroTap must be carried out by a qualified person, observing national and local regulations.
  2. You will require suitable mains electrical and drinking water connections, plus waste water drainage all within 1.5 metres of the product.
  3. **Discrete cabinetry cut outs are required for airflow. 40mm minimum clearance on cupboard base overhang required otherwise alternative installation options are available.**
  4. Installation on most bench tops is straightforward however some stone bench tops may require a specialised cutting service.
  5. If you live in a hard water area, we recommend installation of a Zip scale filtration kit.
  6. Installation by Zip Professional Service can be arranged with a phone call or through [www.zipwater.com/book-service-visit](http://www.zipwater.com/book-service-visit)
- 

## Installation Detail

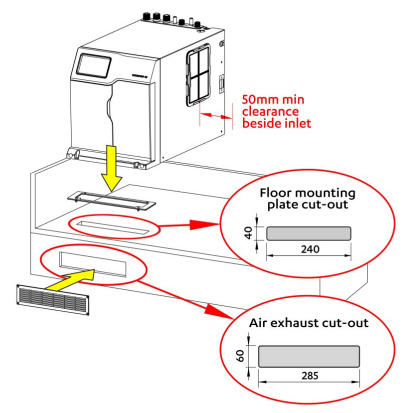
**Ventilation requirements**

Contact your local service provider if ventilation is not suitable

**Option 1. Cupboard with 40mm min overhang**



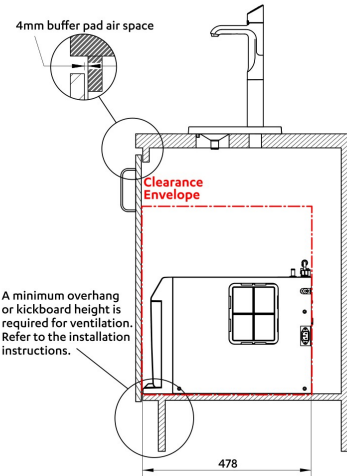
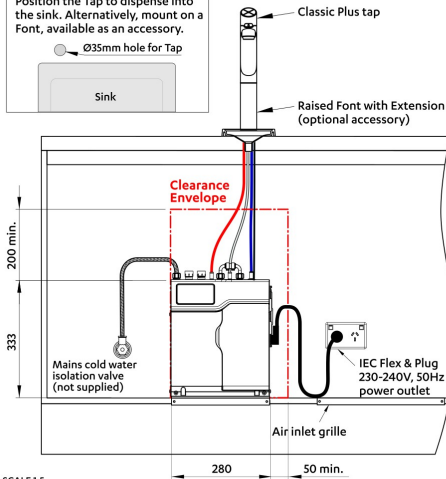
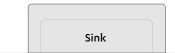
**Option 2. Cupboard with less than 40mm overhang**



**Tap Positioning**

Position the Tap to dispense into the sink. Alternatively, mount on a Font, available as an accessory.

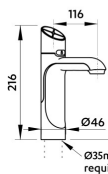
Ø35mm hole for Tap



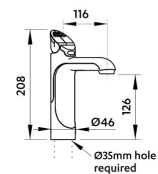
SCALE 1:5  
ALL DIMENSIONS IN MM UNLESS OTHERWISE SPECIFIED. INSTALLATION DIAGRAMS ARE FOR ILLUSTRATIVE PURPOSES ONLY. HOSES ARE NOT SHOWN TO SCALE AND CANNOT BE LENGTHENED.

**HydroTap Tap options**

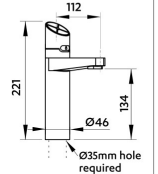
**Classic Plus**



**Classic**



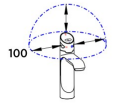
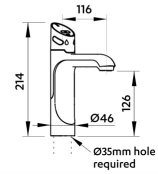
**Elite Plus**



**Touch-Free Wave**

100mm clearance envelope is required.

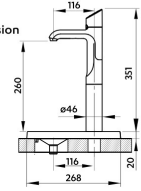
For Sink installations, install on the left-hand side of the sink for ease of access to Boiling water function.



**Font options**

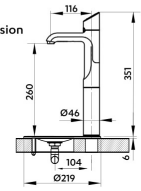
**Raised Font**

with 135mm Extension part no. 95258

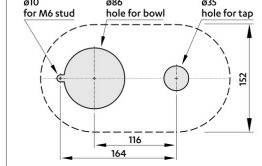


**Font**

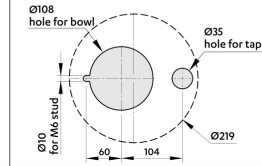
with 135mm Extension part no. 90915



**Cutting detail**



**Cutting detail**



**HydroTap G5 BC20**

shown with Classic Plus tap and Raised Font (optional accessory)